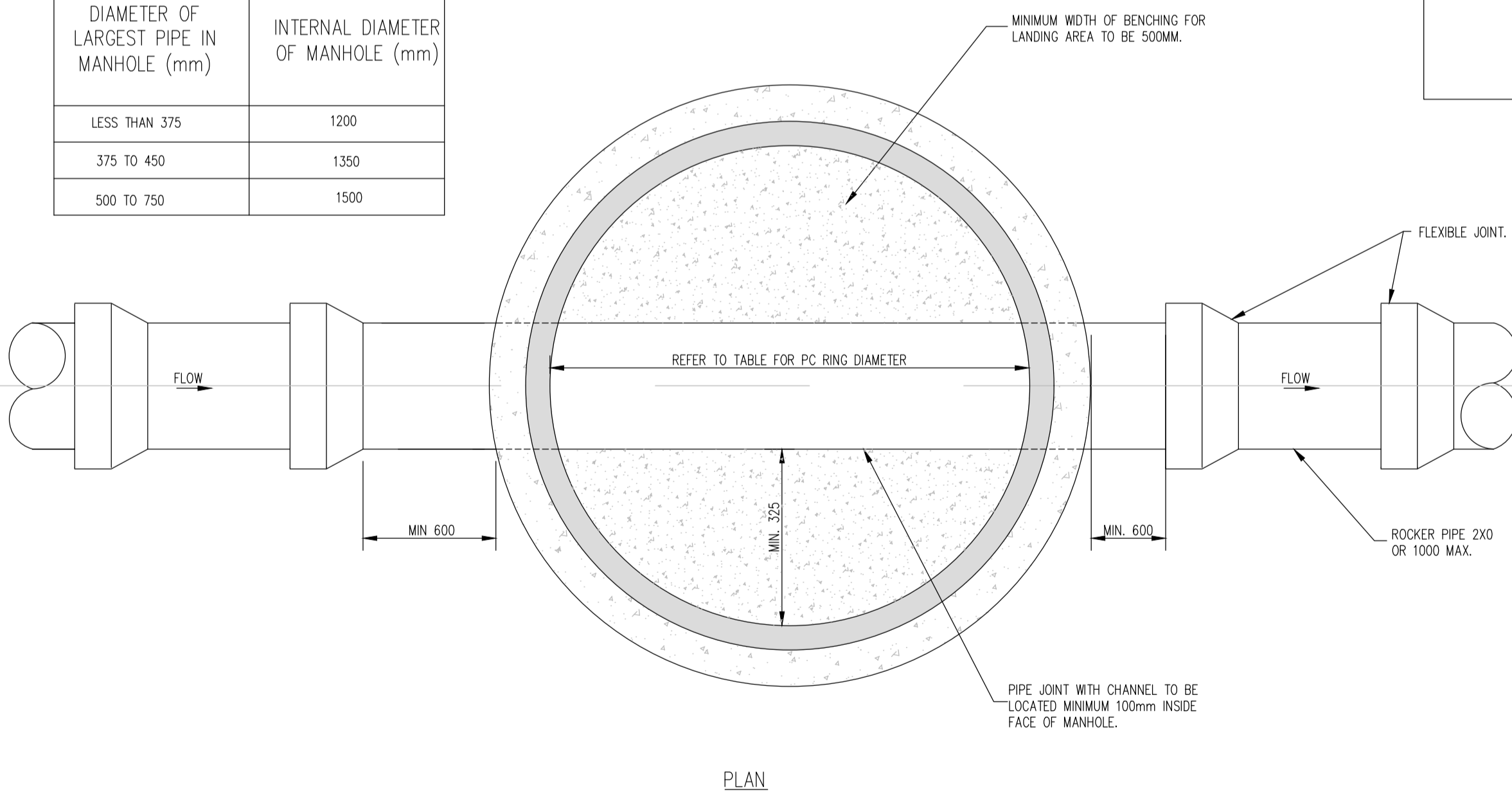


MINIMUM MANHOLE DIAMETERS "D"	
DIAMETER OF LARGEST PIPE IN MANHOLE (mm)	INTERNAL DIAMETER OF MANHOLE (mm)
LESS THAN 375	1200
375 TO 450	1350
500 TO 750	1500

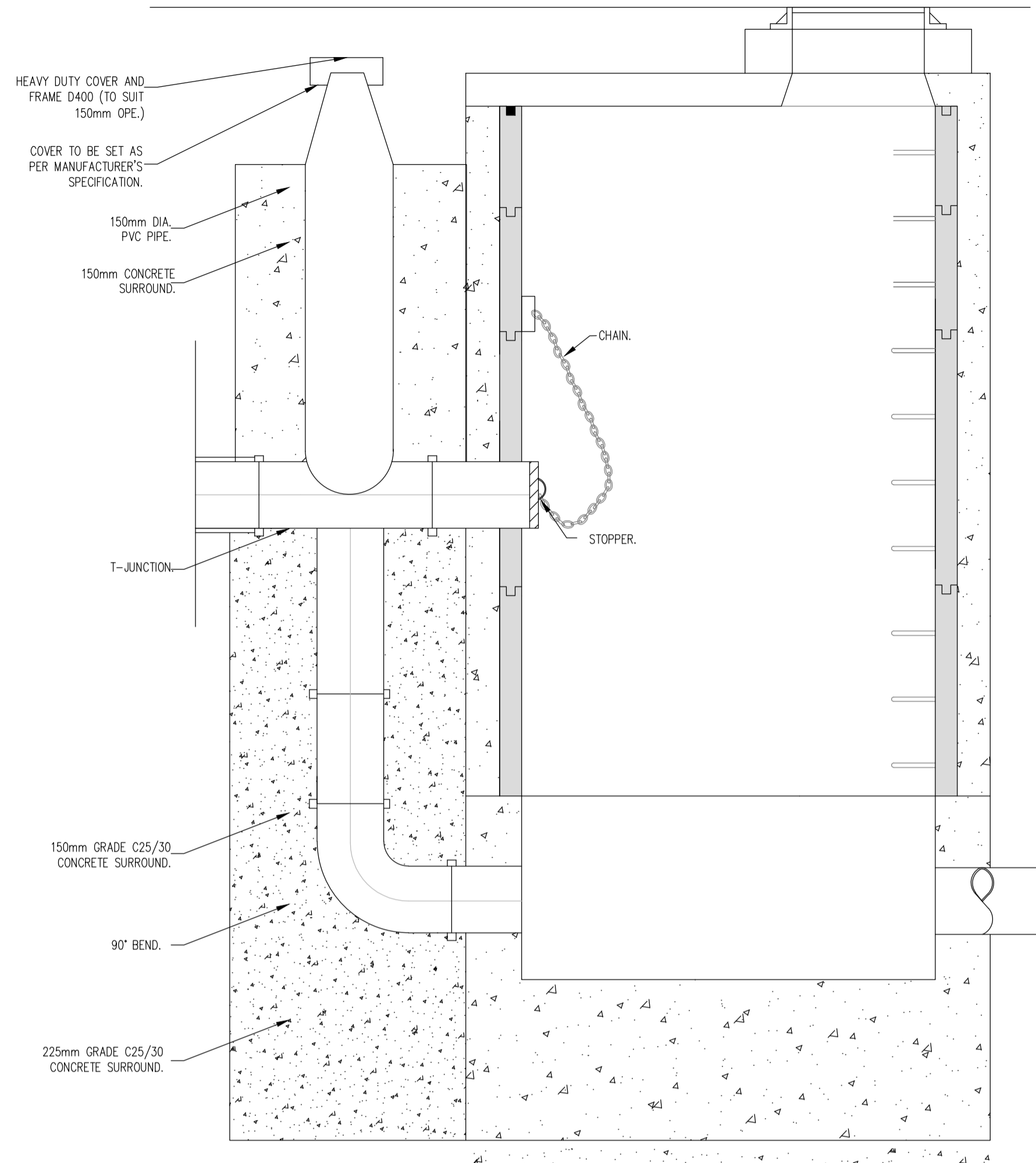
SECTION A-A



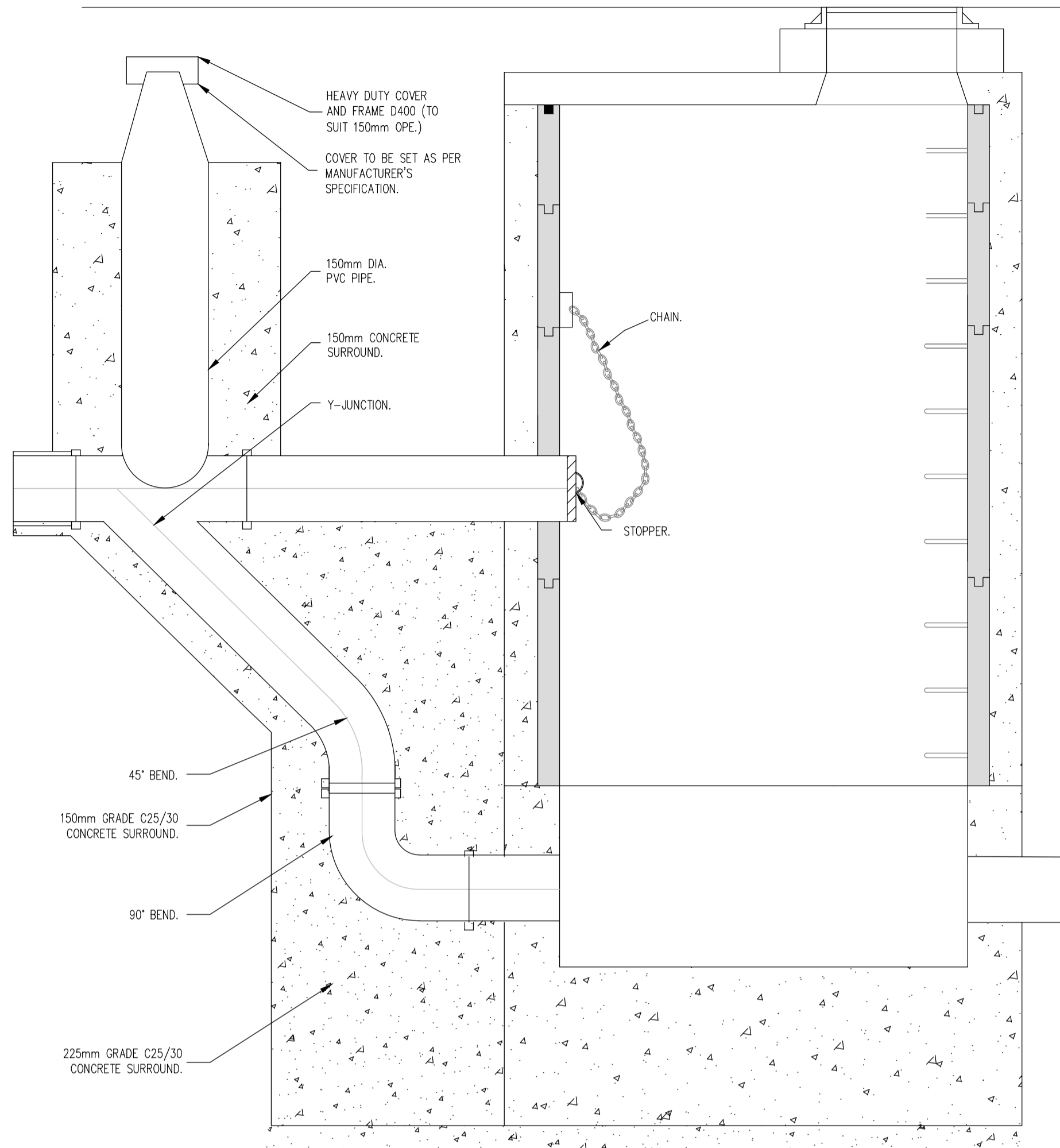
PLAN

MANHOLE TYPE 3
PRECAST CONCRETE FOUL MANHOLE
(STD-WW-10)
SCALE 1:20

PLANNING DRAWING.
NOT FOR CONSTRUCTION.
ALL LEVELS GIVEN ARE
RELATIVE TO ORDNANCE DATUM.
THIS DRAWING HAS BEEN ISSUED FOR INFORMATION
PURPOSES ONLY AND MUST NOT BE USED
FOR CONSTRUCTION UNDER ANY CIRCUMSTANCES



MANHOLE TYPE 4
150mm - 450mm (INCL) DROP GREATER THAN 900mm AND LESS THAN 1700mm.
500mm - 900mm (INCL) DROP GREATER THAN 1300mm AND LESS THAN 2300mm.



MANHOLE TYPE 5
150mm - 450mm (INCL) DROP GREATER THAN 1700mm.
500mm - 900mm (INCL) DROP GREATER THAN 2300mm.

NOTES:

- ALL DIMENSIONS ARE IN MILLIMETRES (mm) UNLESS NOTED OTHERWISE.
- RODDING EYE CHAMBER SHALL BE COVERED WITH APPROVED HEAVY DUTY METAL COVERS TO IS 261 AND BS 5834. COVER AND FRAME SHALL BE SUITABLE FOR ROAD AND TRAFFIC CONDITIONS AND IS SUBJECT TO THE APPROVAL OF IRISH WATER.
- ALL CHAMBERS TO BE CHECKED FOR UPLIFT BY THE DEVELOPER BASED ON GROUND CONDITIONS WITHIN THE SITE. SHOULD ANTI FLOTATION MEASURES BE REQUIRED THEY SHALL BE SUBJECT TO APPROVAL FROM IRISH WATER.
- ALL CONCRETE TO BE IN ACCORDANCE WITH IS EN 206.
- MANHOLE DETAILS TO BE IN ACCORDANCE WITH STD-WW-09, 10 AND 11.

FOUL BACKDROP MANHOLES
(STD-WW-12)
SCALE 1:20

- NOTES:
- PRECAST CONCRETE MANHOLE (<450mm DIA) STD-WW-10
 - ALL DIMENSIONS ARE IN MILLIMETERS (mm) UNLESS NOTED OTHERWISE.
 - PRECAST MANHOLES UNITS; COMPLYING WITH REQUIREMENTS OF IS EN 1917 AND BS 5911-PART 3.
 - THICKER MANHOLE BASE REQUIRED FOR SEWERS IN EXCESS OF 3m DEEP WHERE THE SIZE IS GREATER THAN THE STANDARD MINIMUM SIZE.
 - APPROVED PRE-CAST CONCRETE BASES MAY BE USED INCORPORATING CHANNELS, BENCHING ETC. SUBJECT TO IRISH WATER APPROVAL AND COMPLYING WITH BS 5911-PART 4:2002.
 - STRUCTURAL DESIGN AND REINFORCEMENT DETAILS TO BE PROVIDED BY THE DEVELOPER AND SUBMITTED TO IRISH WATER FOR REVIEW.
 - MANHOLES GREATER THAN 3m IN DEPTH WILL REQUIRE A DETAILED STRUCTURAL DESIGN AND BE SUBJECT TO IRISH WATER APPROVAL.
 - MANHOLE ROOF'S SHOULD CONSIST OF RE-INFORCED CONCRETE SLAB OF IN-SITU CONCRETE, C30/37, WITH A MINIMUM THICKNESS OF 225mm DESIGNED TO CARRY ALL LIVE AND DEAD LOADS. ALTERNATIVELY APPROVED PRE-CAST CONCRETE ROOF SLABS MAY BE USED SUBJECT TO IRISH WATER APPROVAL AND COMPLIANCE WITH BS 5911 PART 4: 2002.
 - COVER AND FRAMES SHALL BE SUITABLE FOR ROAD AND TRAFFIC CONDITIONS SUBJECT TO APPROVAL FROM IRISH WATER.
 - 200mm ALL AROUND, 100mm DEEP CONCRETE PLINCH WITH PROTECTIVE STAINLESS STEEL METAL BAND AROUND COVERS IN GREEN AREAS.
 - ALL CHAMBERS TO BE CHECKED FOR UPLIFT BY THE DEVELOPER BASED ON GROUND CONDITIONS WITHIN THE SITE. SHOULD ANTI FLOTATION MEASURES BE REQUIRED THEY SHALL BE SUBJECT TO APPROVAL FROM IRISH WATER.
 - ALL CONCRETE TO BE IN ACCORDANCE WITH IS EN 206: 2013.
 - ANY SPECIAL ROAD REINSTATEMENT AROUND COVER AND FRAME SHALL BE TO ROAD AUTHORITY'S REQUIREMENTS.
 - NEW ROAD CONSTRUCTION AND SURFACE FINISH TO BE TO ROAD AUTHORITY'S REQUIREMENTS.
 - EXISTING ROAD REINSTATEMENT TO COMPLY WITH CURRENT VERSION OF "GUIDELINES FOR MANAGING OPENINGS IN PUBLIC ROADS" BY THE DEPT. OF TRANSPORT INFRASTRUCTURE IRELAND REQUIREMENTS.
 - IF DEPTH FROM GROUND TO PIPE SOFFIT IS GREATER THAN 6m DEEP, A SITE SPECIFIC ENGINEERED SOLUTION FOR ACCESS SHALL BE PROVIDED.
 - PROPRIETARY WATERTIGHT PCC MANHOLE RING SYSTEMS WITH A WALL THICKNESS > 125mm, & A WATER TIGHT JOINT SEALING SYSTEM MAY BE USED WITHOUT CONCRETE SURROUND, SUBJECT TO THE GROUNDWATER LEVEL AT THE MANHOLE BEING LOW AND SUBJECT TO REVIEW BY IRISH WATER.

Rev. No.	Date	REVISION NOTE
P1	22.01.2021	OSI Licence Updated

Rev. No.	Date	REVISION NOTE	Dr. By	Chkd. By
P1	22.01.2021	OSI Licence Updated	JS	NB

Architect	Reddy Architecture + Urbanism			
Project	Residential Development Clonattin, Gorey			
Title	Drainage Details Sheet 1 of 3			
Dwg. No.	CLO-CSC-ZZ-XX-DR-C-0027			
Date	Dr. by	Chkd. by	Appr. by	Scale
May 2020	AB	GL	NB	AS SHOWN

CS Consulting Group
DUBLIN | LONDON | LIMERICK

Head Office
19-22 Dame Street, Dublin 2.
T: +353 (0)1 5480863 F: +353 (0)1 9011355
e: info@csconsulting.ie
w: www.csconsulting.ie

Quality Environment I.S. EN ISO 9001:2008
NSAI Certified Energy I.S. EN ISO 14001:2004
Health & Safety OHSAS 18001:2007